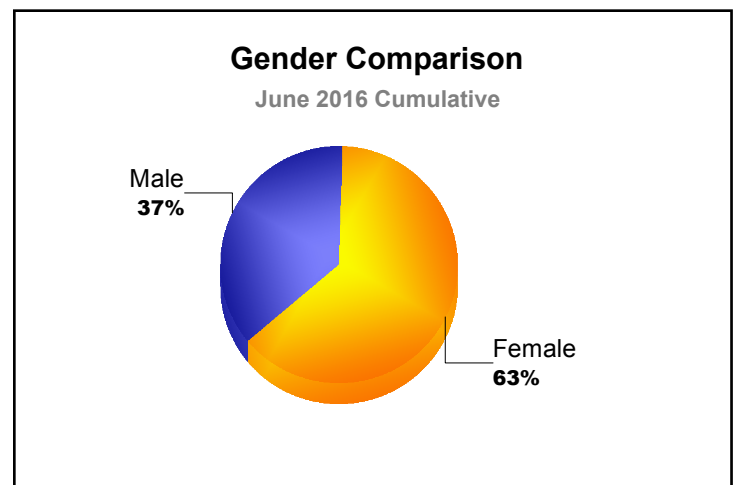
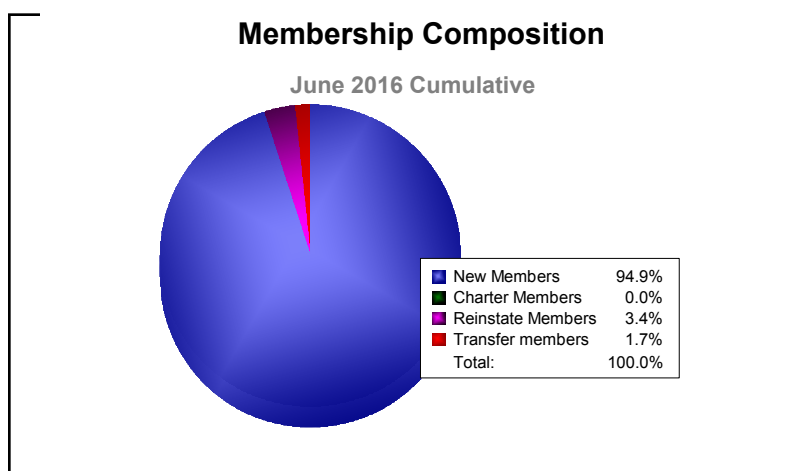
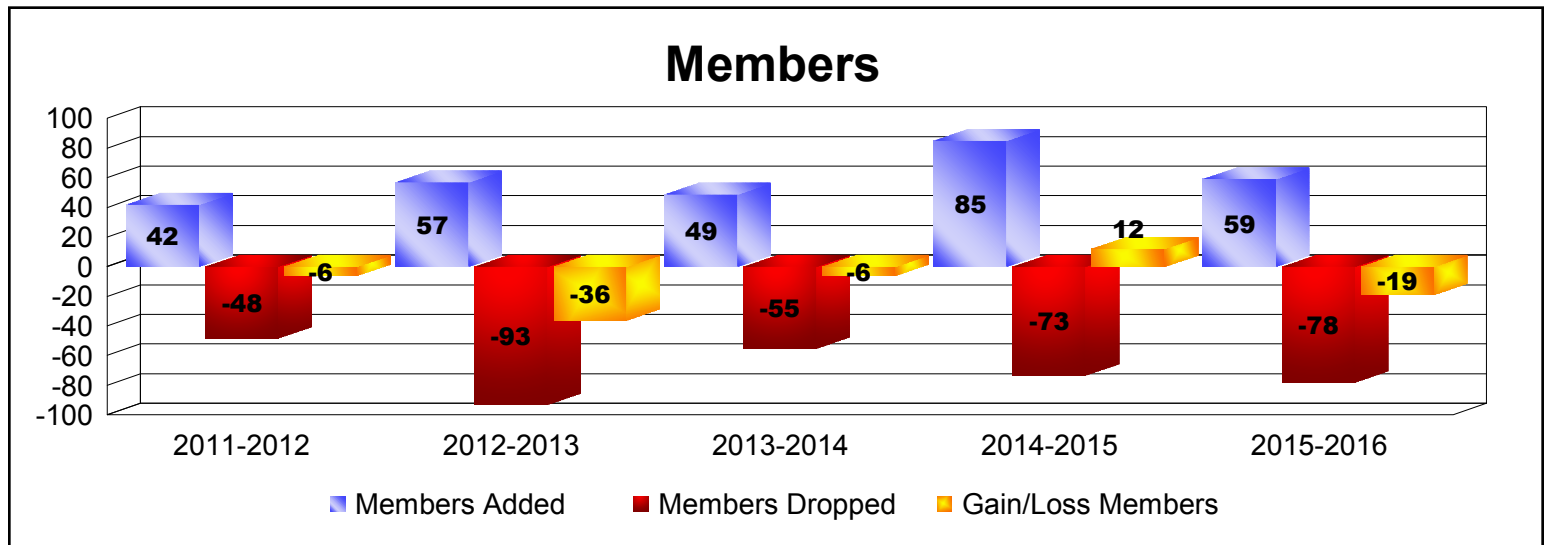
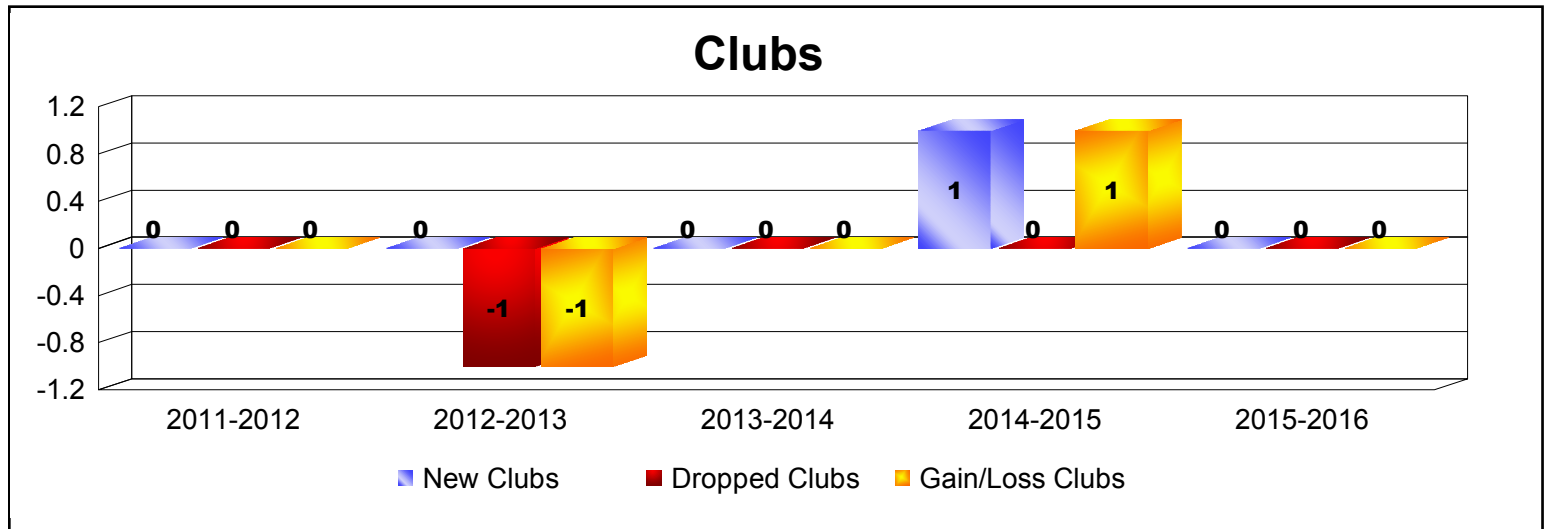


Year	New Clubs	Dropped Clubs	Gain/ Loss Clubs	New Members	Charter Members	Reinstate Members	Transfer Members	Total Member Added	Total Members Dropped	Gain/ Loss Members
2011-2012	0	0	0	25	0	15	2	42	-48	-6
2012-2013	0	-1	-1	53	0	3	1	57	-93	-36
2013-2014	0	0	0	46	2	1	0	49	-55	-6
2014-2015	1	0	1	60	21	0	4	85	-73	12
2015-2016	0	0	0	56	0	2	1	59	-78	-19
Average	0	0	0	48	5	4	2	58	-69	-11



Year	New Clubs	Dropped Clubs	Gain/ Loss Clubs	New Members	Charter Members	Reinstate Members	Transfer Members	Total Member Added	Total Members Dropped	Gain/ Loss Members
2011-2012	0	-1	-1	36	0	8	1	45	-83	-38
2012-2013	3	0	3	52	92	0	1	145	-49	96
2013-2014	0	0	0	40	0	0	1	41	-143	-102
2014-2015	1	0	1	52	30	2	4	88	-101	-13
2015-2016	1	0	1	30	21	12	4	67	-126	-59
Average	1	0	1	42	29	4	2	77	-100	-23

